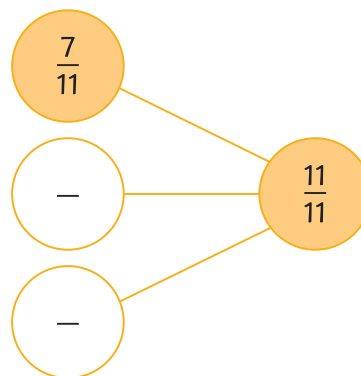
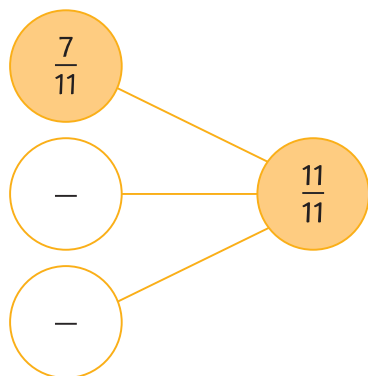




1) Find 2 ways to solve the part-whole model.



2) Some children are checking their work on fractions.

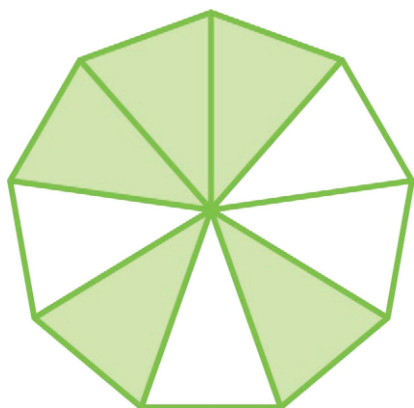
$$\frac{2}{8} + \frac{2}{8} = \frac{4}{16}$$

Ahmed



Do you agree with Ahmed? Explain with reasoning.

3) A shape has been part shaded.



a) What 2 fractions could have been added together to create this shape? Find 2 possibilities.

b) What 3 fractions could have been added together to create this shape? Find 2 possibilities.